



Need Is Far Greater Than Legal Aid Resources

The population eligible for legal aid is large. **75.4%**

807,000
Estimated number of Oregonians who have family incomes at or below 125% of the Federal Poverty Income Guidelines.

Legal problems are widespread,

 of respondents live in a household that experienced a legal problem in the previous 12 months.

and people often suffer more than one problem at a time.

- Child Custody
- Denial of Benefits
- Fraud
- Restraining Order
- Unfair Eviction


5.4 Average number of legal problems suffered by the typical low-income household in Oregon in the last 12 months.

Yet Oregon spends a small amount per eligible person with a legal problem.

\$9.78 
Estimated annual amount Oregon spends via the statutory designation per legal aid eligible person who experienced a legal problem in the last year.

The result is many people are not getting legal help,

 **84.2%**
of people with a legal problem did not receive legal help of any kind.

28,500 
people were served by legal aid statewide in 2017.

even with legal aid working hard.

The problems are big.

>50% of people with problems in most legal areas suffered very or extremely negative effects from their problems.



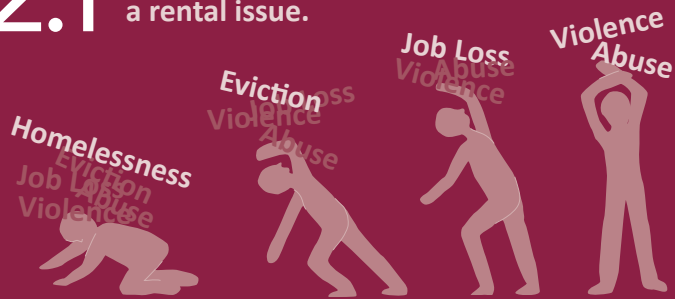
Some vulnerable populations suffer through even greater legal troubles.

Domestic violence and sexual assault survivors are

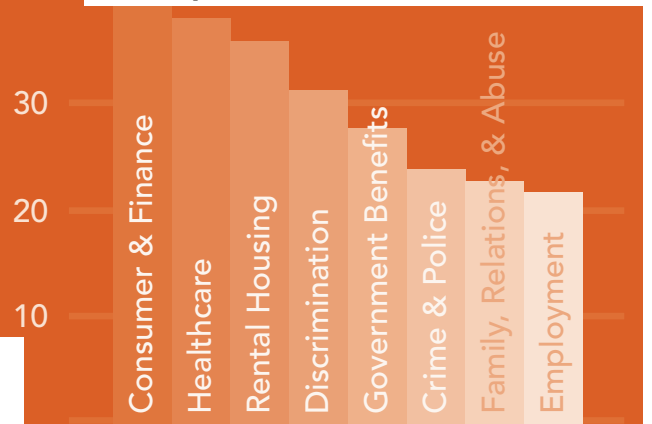
6.2 times more likely to be affected by homelessness.

3.0 times more likely to be affected by an employment issue.

2.1 times more likely to be affected by a rental issue.



The problems are varied.



Percent of Legal Needs Study respondents who had at least one problem in the top eight issue areas in the last year.

When legal aid has funding, the most vulnerable are safer.

85%

of clients with safety concerns were physically safer after receiving extended help from legal aid in 2017.



Legal aid is asking for a small increase.

\$9.78 → \$12.33

Effect of 3.1m per biennium increase on spending per eligible person with a legal problem.

Most information provided by the Oregon Legal Needs Study. Additional sources include American Community Survey 5-year 2016, The Lawyers' Campaign for Equal Justice, and Combined Legal Service Provider Outcome Measures.

Methodology for the Oregon Legal Needs Study: Portland State University conducted a survey to measure the legal needs of low-income Oregonians in the winter spanning from 2017 to 2018. Approximately 1,000 adults living in households below 125% of the Federal Poverty Guideline were randomly selected from high-poverty census blocks across Oregon. Aaron Roussell, Ph.D., and Amanda Hendrix, M.A., at Portland State, performed data analysis. A more complete report of findings will follow.